Technical data sheet

Cable tray SKS-Magic® 60, unperforated FS

Item number: 6059688

Unperforated cable tray with integrated quick fastening system. The usable length of the cable tray is 3,000 mm.

Continuous equipotential bonding is guaranteed without additional components.

St	Steel
FS	Strip galvanised

Master data

Item number	6059688
Type	SKSMU 610 FS
Description 1	Cable tray SKSMU
Description 2	unperforated, quick connector
Manufacturer	OBO
Dimension	60x100x3050
Colour	zinc
Material	Steel
Surface	Strip galvanised
Surface standard	DIN EN 10346
Smallest sales unit	3
Unit of quantity	Metre
Weight	287.246 kg
Weight unit	kg/100 m
CO2 Footprint (GWP) Cradle-to-Gate	6,6105 kg CO2e / 1 Meter

Dimensions

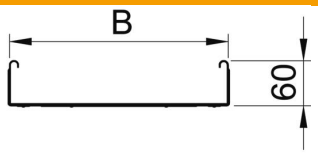

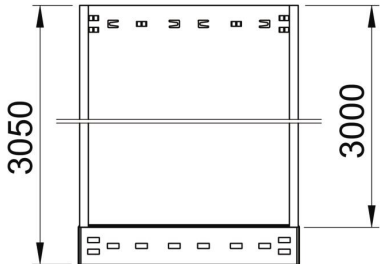

Length	3,050 mm
Width	100 mm
Height	60 mm
Plate thickness	1.5 mm
Dimension B	100 mm

Technical data sheet

Cable tray SKS-Magic® 60, unperforated FS

Item number: 6059688

Technical data

Connector version	Integrated connector
Mounting system fastening type	Floor Ceiling Wall
Walkable	no
Maintain electrical functions	no
With cover	no
Mounting perforation in base	no
NATO hole pattern	no
Usable cross-section	58 cm²
Usable cross-section	5800 mm²
ROHS-conformant	yes
Rustproof steel, pickled	no
Side perforation	no
Wide-span version	no
Load test type according to IEC 61537	Type II
Usable length	3000 mm
Type of connector, cable support system	Click fastening

Loads

Insertable support spacings, min.	1.5 m
Insertable support spacings, max.	3 m
Support spacing 1.5 m	2.6 kN/m
Support spacing 2.0 m	1.9 kN/m
Support spacing 2.5 m	1.1 kN/m
Support spacing 3.0 m	0.55 kN/m

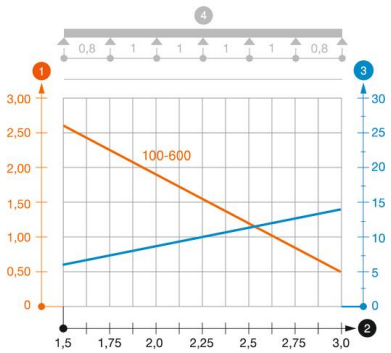

Load diagram, cable tray, type SKSMU 60

1. Permitted cable tray/ladder load in kN/m without man load
2. Support width in m
3. Rail bend in mm at permitted kN/m
4. Load scheme during testing

Load curve with cable tray/ladder width in mm

Strut bend curve according to support width